

## 怎样判断 4G 摄像机 SIM 卡是否插入正确

### How to Check if the SIM card Insert Properly

- 1) 使用合适的 SIM 卡尺寸，注意 SIM 卡插卡方向，别插反了，别插倒了。通电之后，会看到指示灯闪烁。

Please use correct size of SIM card, pay attention to the insert direction of SIM card (refer to the SIM card shape to meet with the sketch map on card slot). After power on, the indicator light will be flicker.



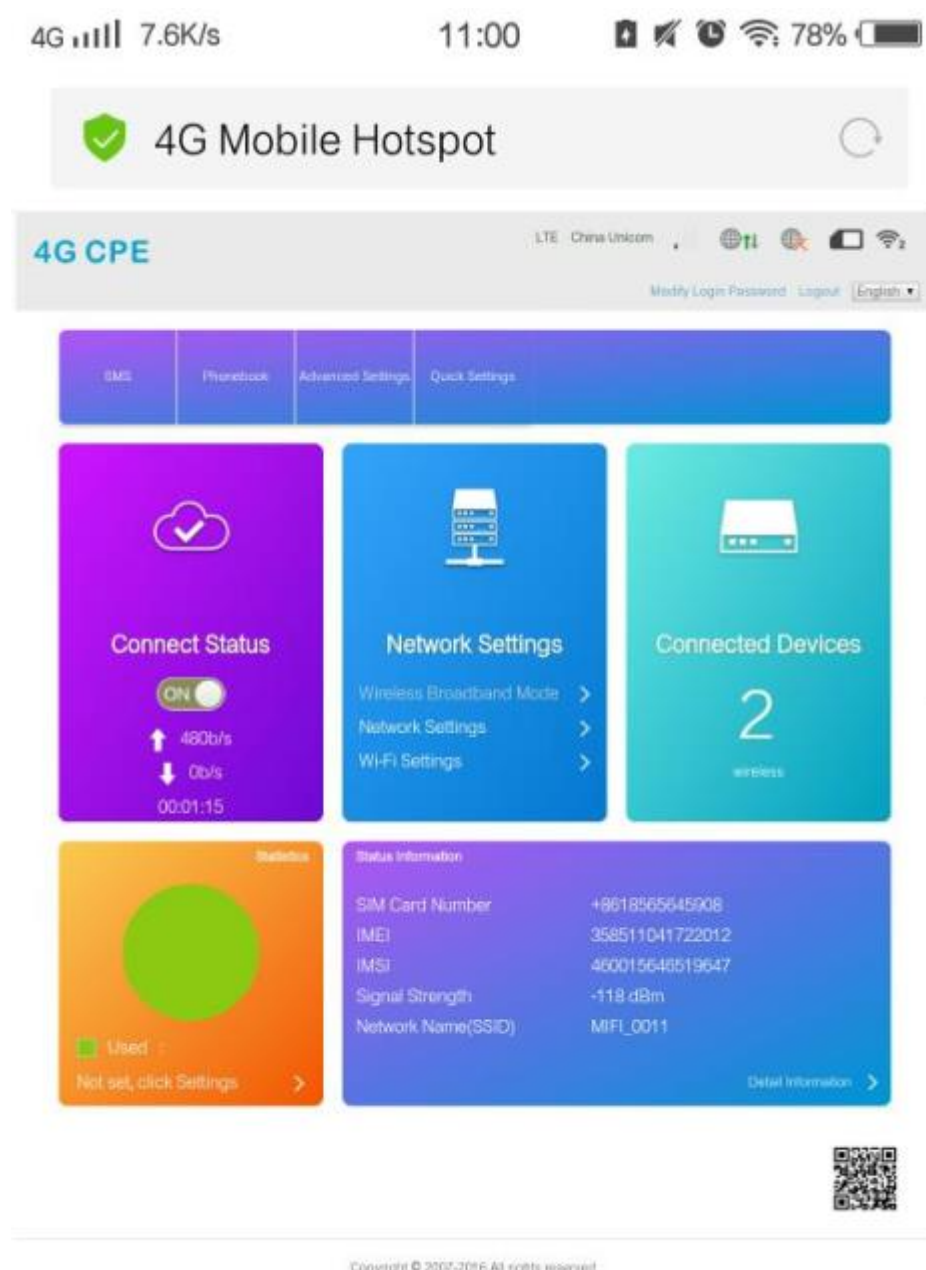
- 2) 用手机搜索并连接摄像机自带热点。热点名称 (SSID) 是以 MIFI\_样式开头的。初始密码为: 1234567890

Please use your mobile phone to search the camera's own hotspot (Camera's own WIFI) and connect this WIFI. The WIFI name (SSID) is this type: MIFI\_XXXX and the default password is: 1234567890



- 3) 连上摄像机热点之后，用手机自带的浏览器登录摄像机网络设置页面（摄像机 4G 路由器）。在浏览器网站处输入默认网关：192.168.100.1 用户名：admin 进入网络设置页面。界面如下图所示：

After mobile phone connected to camera's hotspot WIFI, then use the mobile phone browser to login the camera's internet setting page (It is the camera's 4G router setting). Input the default IP gateway to browser URL: 192.168.100.1 and login name: admin. Then you can access the internet setting page. The interface is as below:



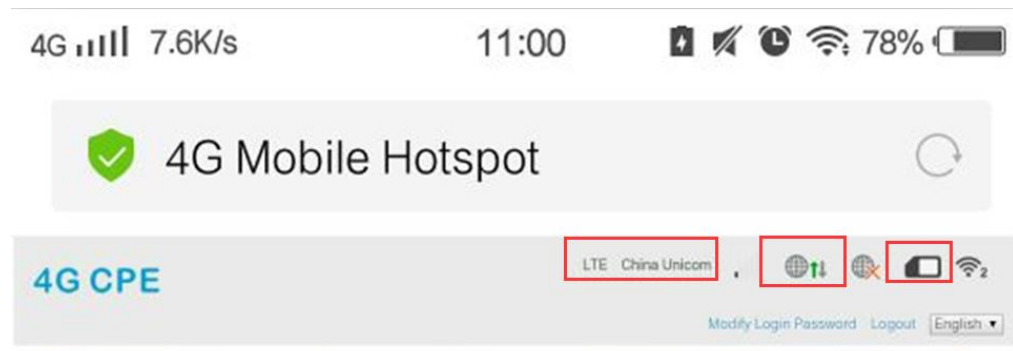
- 4) 查看状态栏，要显示已插卡，而且有网络数据才能说明 4G SIM 卡已插好并处于工作状态。如果是显示未插卡，或者已插卡但没有数据，都需要重新检查 SIM 卡并且重新插卡。具体状态如下图所示：

Please check the status bar, if it shows the SIM card insert OK, and the card is working with data

transmission, then the card insert is OK. If it shows there is no SIM card, or there is no data transmission, then you will need to check your SIM card and reload the card till the status is OK. The status shows as below:

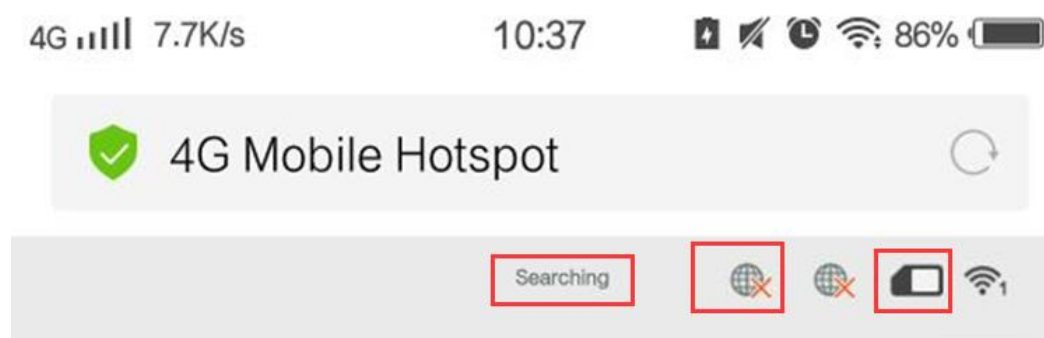
A) 卡已经插入，有网络数据，证明 SIM 卡处于正常工作状态，是 OK 的。

This shows the card is already inserted, and has data transmission. That means the SIM card is working on service OK.



B) 卡已经插入，但是没有网络数据，显示正在搜索中，说明 SIM 卡类型不合适运营商不支持，需要换运营商支持的 SIM 卡重试。

This shows the card is already inserted correctly, but there is no data transmission. That means there is possibility that the card is not supported by the operator. You will need to use the SIM card which is supported by the correct operator.



C) 显示卡未插入，没有网络数据，证明卡插入不正确，或者反了或者倒了，或者卡的类型不合适，需要拔掉重试，或者换卡重试。

This shows the card is NOT inserted properly and there is no data transmission. That means there is possibility that the card is not inserted properly (upside-down or opposite) or the SIM card type is not match. You will need to reload and try it again, or just change another SIM card to try.

